










DoD Mentor Protégé Program

*Shannon C. Jackson, Program Manager
DoD Office of Small Business Programs*



Mentor Protégé Program FY 18 Objectives



-  The components/agencies will receive goals to increase number of MPP Agreements in critical areas within the DoD Industrial base
-  The MPP agreements will focus on DoD Technology Gaps and DoD industrial base challenges
-  The components/agencies will execute two MPP BAAs /Solicitation cycle a year
-  The MPP approval checklist has been standardize for all component
-  Mentors will be required to have a protégé prior to approval of the MPP Agreements
-  Increase the numbers of agencies participating in Mentor Protégé Program
-  Increase HBCU participation in Mentor Protégé Program



Mentor-Protégé Program – Protégés Contribution Federal Government



MPP Protégé Awards by Top 20 Federal Agencies	2013	2014	2015	2016	2017	Total
DEPT OF DEFENSE	\$3,226,373,064	\$3,082,041,704	\$2,817,996,616	\$3,074,662,988	\$3,549,722,993	\$15,750,797,364
HEALTH AND HUMAN SERVICES	\$288,757,276	\$476,066,695	\$492,971,310	\$558,959,335	\$691,082,058	\$2,507,836,675
VETERANS AFFAIRS	\$522,861,531	\$480,222,814	\$424,875,583	\$400,209,041	\$407,896,869	\$2,236,065,838
HOMELAND SECURITY	\$347,683,818	\$349,352,474	\$393,798,217	\$462,424,984	\$442,421,704	\$1,995,681,196
NASA	\$165,553,722	\$164,640,205	\$202,602,084	\$189,188,443	\$233,883,824	\$955,868,278
STATE	\$82,341,972	\$99,690,098	\$125,876,919	\$164,322,855	\$77,139,040	\$549,370,885
COMMERCE	\$93,932,310	\$131,652,795	\$122,013,167	\$86,546,475	\$68,906,596	\$503,051,343
HOUSING AND URBAN DEVELOPMENT	\$139,238,957	\$50,783,184	\$136,852,569	\$63,465,260	\$82,118,638	\$472,458,609
ENERGY	\$56,500,318	\$53,180,035	\$74,357,680	\$137,469,958	\$147,692,856	\$469,200,847
JUSTICE	\$66,138,210	\$77,137,315	\$91,830,646	\$103,624,270	\$121,671,710	\$460,402,151
TRANSPORTATION	\$78,798,642	\$93,826,504	\$89,728,343	\$73,815,668	\$73,520,814	\$409,689,972
TREASURY	\$84,131,007	\$67,565,955	\$75,482,786	\$66,422,076	\$59,678,167	\$353,279,990
AGRICULTURE	\$67,182,227	\$79,036,879	\$67,811,892	\$61,455,656	\$54,758,962	\$330,245,614
ENVIRONMENTAL PROTECTION AGENCY	\$51,653,447	\$53,974,062	\$74,215,356	\$44,335,857	\$45,404,095	\$269,582,818
GENERAL SERVICES ADMINISTRATION	\$36,989,639	\$31,918,764	\$60,441,686	\$55,862,325	\$80,982,608	\$266,195,022
AGENCY FOR INTERNATIONAL DEVELOPMENT	\$20,292,098	\$32,855,721	\$30,641,145	\$49,068,041	\$59,340,329	\$192,197,335
EDUCATION	\$5,593,179	\$18,528,994	\$46,433,954	\$59,984,193	\$41,669,883	\$172,210,203
INTERIOR	\$14,210,592	\$21,345,247	\$18,991,158	\$29,671,352	\$27,011,224	\$111,229,572
LABOR	\$15,989,617	\$30,978,742	\$22,242,342	\$21,812,752	\$18,138,589	\$109,162,042
OFFICE OF PERSONNEL MANAGEMENT	\$9,516,530	\$11,301,954	\$24,300,399	\$21,816,747	\$32,183,173	\$99,118,804
ALL OTHERS (25)	\$96,748,748	\$76,848,692	\$84,507,800	\$69,383,455	\$72,446,804	\$399,935,498
TOTAL	\$5,470,486,905	\$5,482,948,834	\$5,477,971,651	\$5,794,501,730	\$6,387,670,936	\$28,613,580,056

- Since 2013 current and former MPP protégés have contributed over \$5 billion a year, or over \$28 billion of work across 45 departments across the federal government
- 55% of this to the Department of Defense

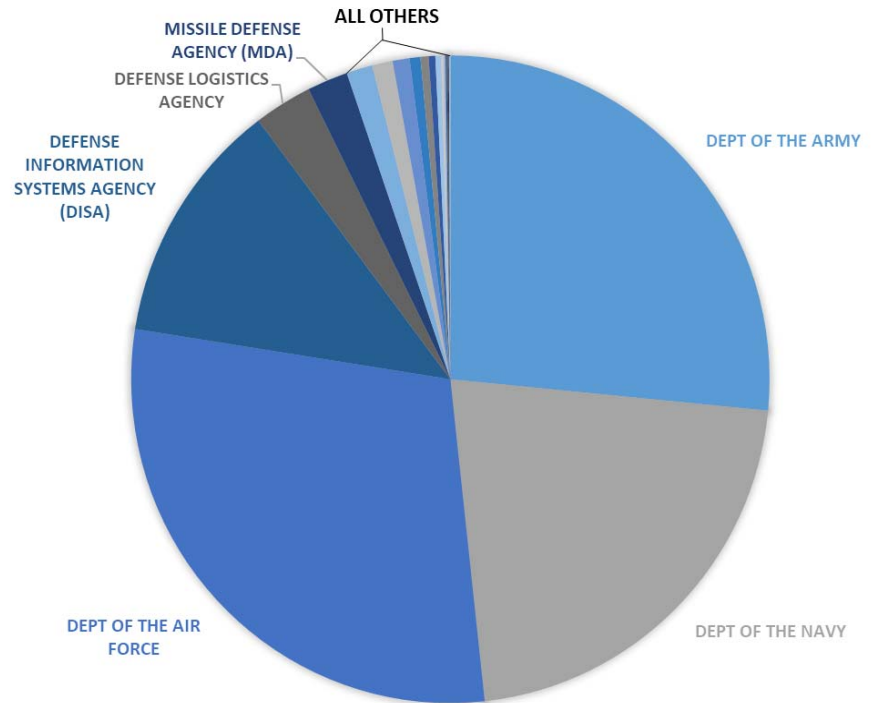


FY 2017 Protégés Contribution by Service/Agency



FY 2017 Protégé Contribution by Service and Agency	Dollars Obligated
DEPT OF THE ARMY	\$922.35M
DEPT OF THE NAVY	\$755.15M
DEPT OF THE AIR FORCE	\$1.01B
DEFENSE INFORMATION SYSTEMS AGENCY (DISA)	\$425.39M
DEFENSE LOGISTICS AGENCY	\$102.21M
MISSILE DEFENSE AGENCY (MDA)	\$71.77M
U.S. SPECIAL OPERATIONS COMMAND (USSOCOM)	\$45.98M
WASHINGTON HEADQUARTERS SERVICES (WHS)	\$35.97M
DEFENSE HEALTH AGENCY (DHA)	\$29.85M
USTRANSCOM	\$18.97M
DEFENSE THREAT REDUCTION AGENCY (DTRA)	\$14.24M
DEFENSE FINANCE AND ACCOUNTING SERVICE (DFAS)	\$11.70M
DEFENSE MEDIA ACTIVITY (DMA)	\$9.76M
DEFENSE HUMAN RESOURCES ACTIVITY	\$5.08M
DEFENSE SECURITY SERVICE	\$3.06M
DEFENSE ADVANCED RESEARCH PROJECTS AGENCY (DARPA)	\$1.94M
DEPT OF DEFENSE EDUCATION ACTIVITY (DODEA)	\$1.92M
DEFENSE SECURITY COOPERATION AGENCY	\$1.88M
DEFENSE MICROELECTRONICS ACTIVITY (DMEA)	\$1.78M
UNIFORMED SERVICES UNIVERSITY OF THE HEALTH SCIENCES (USUHS)	\$676,031
DEFENSE COMMISSARY AGENCY (DECA)	\$69,021

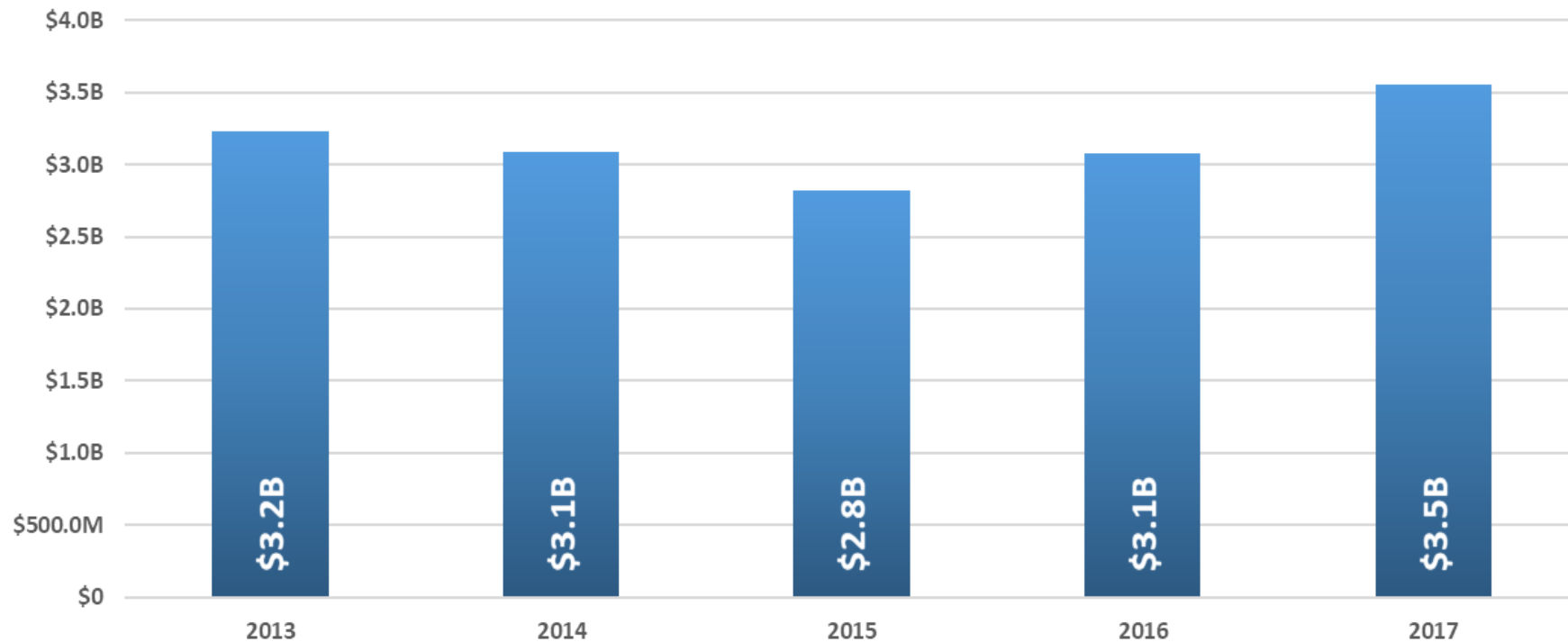
ALL OTHERS (5.26%)



- Current and former protégés performed on prime contracts in 21 different agencies
- Current and former protégés performed over 90% of this work within the Army, Navy, Air Force, DISA, and DLA



Mentor-Protégé Program Protégés Contribution DOD



- Since 2013 current and former MPP protégés have contributed almost \$16 billion of work to the DoD industrial base
- This averages out to over \$3 billion a year.
- In FY 2017 alone there were over 350 former MPP protégés on prime contracts for the DoD

Mentor Protégé Program Participants





MPP Protégé Impact on Major Defense Programs



Zumwalt Class Destroyer



F-35 Aircraft



KC-130J Aircraft



AN/APY- 10 Maritime/Overland Radar



AN/FPS-132 Upgraded Early Warning Radar



P-8A-Poseidon



Mentor Protégé Program FY 19 Objectives



- Reauthorization of the Mentor Protégé Program FY2020
- Develop Mentor Protégé Program Database
- Leveraging White House Initiative on HBCU by collaborating across DoD Agencies
- Continue to expand the Mentor Protégé Program to other DoD Agencies



***“If my mind can conceive it,
and my heart can believe it,
then I can achieve it”***

Muhammed Ali